


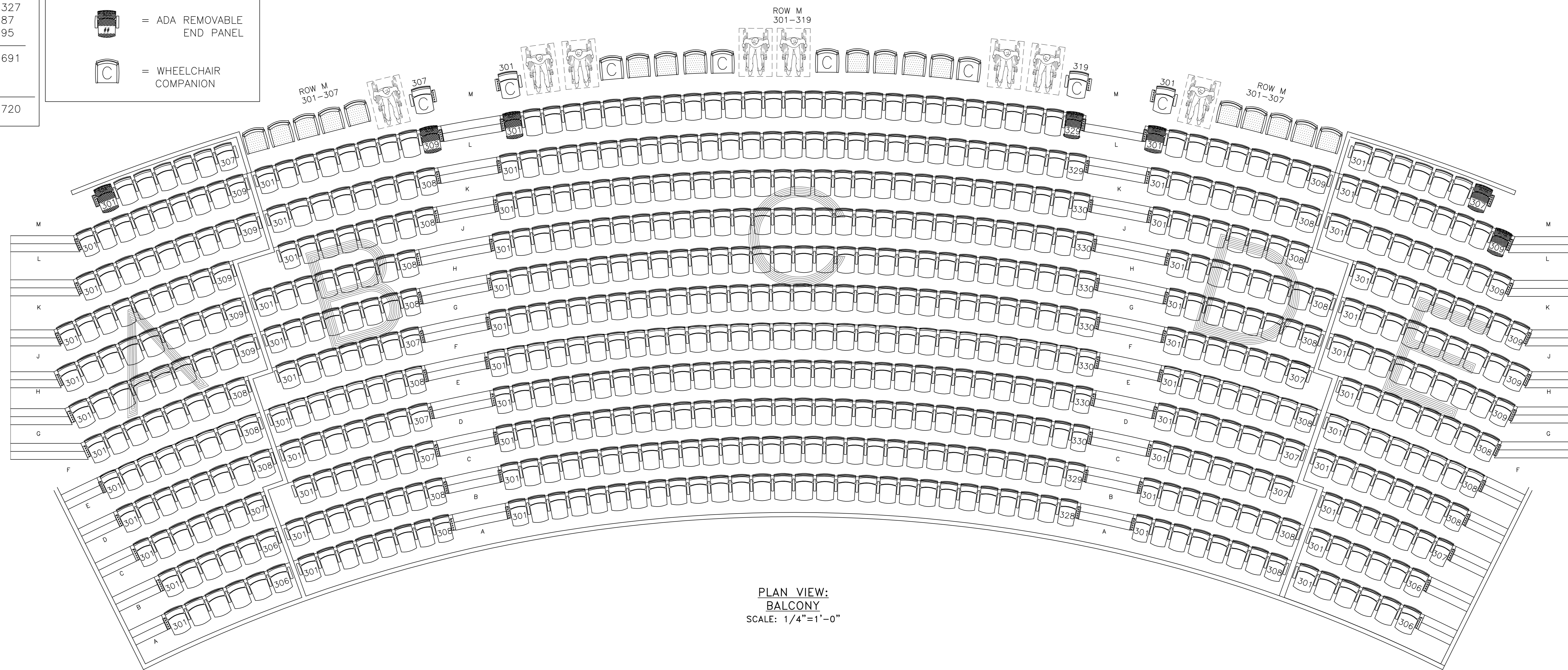

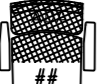



BALCONY		
SECTION A	ROWS A-M	95
SECTION B	ROWS A-M	87
SECTION C	ROWS A-M	327
SECTION D	ROWS A-M	87
SECTION E	ROWS A-M	95
TOTAL FIXED SEATING		691
LOOSE SEATS		21
WHEELCHAIR SPACES		8
TOTAL CAPACITY		= 720

KEY:	
	= LOOSE CHAIR
	= ADA REMOVABLE END PANEL
	= WHEELCHAIR COMPANION



MEZZANINE		
SECTION A	ROWS A-E	29
SECTION B	ROWS A-E	36
SECTION C	ROWS A-E	52
SECTION D	ROWS A-E	52
SECTION E	ROWS A-E	36
SECTION F	ROWS A-E	29
TOTAL FIXED SEATING		234
LOOSE SEATS		18
WHEELCHAIR SPACES		12
TOTAL CAPACITY		= 264

KEY:	
	= LOOSE CHAIR
	= ADA REMOVABLE END PANEL
	= WHEELCHAIR COMPANION

